



State of State Systems in 2004

Funding Results from the 2004 State Systems Survey

May 18, 2004



Data Limitations

- PRELIMINARY analysis
- Missing data on HFA from 10 states
- Not all respondents answered all questions
- Data is self-reported
- Some states provided best guess estimates for their total budgets
- Data is aggregate and sometimes skewed by 1 or 2 states
- Primary Contacts changed in several states



History of HFA State Level Surveys

- We've been collecting information about state systems activities on a regular basis since 1999.
- We've collected funding information through the State Systems Survey for fiscal years 2000, 2002 and 2004.
- Grant from the Home Visit Forum enabled us to gather more detailed information about FY03 with regard to the changing economic environment.
- Today's presentation includes data from FY02-04.



Sample Characteristics

- Received surveys back from 33 of 45 states (73% response rate)
- HFA programs exist in 28 of the 33 states who responded
- The average number of HFA sites per respondent state was 12 (the number of sites per state ranged from 0 to 56)
- There were a total of 398 sites represented in sample data



Methodology

- 13 page survey sent to Primary Contacts in 45 states
- Surveys disseminated mid-January
- Data collected through mid-April
- This year RRCs facilitated dissemination and collection for states in their regions
- Data analysis of funding questions as well as other components of the survey will be on-going



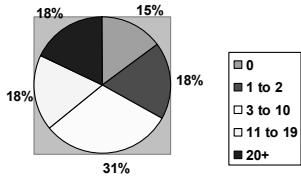
Comparison Response Rates

# of HFA sites	2004 n= 33	2003 n= 26	2002 n = 34	Natl Data n = 51
0	5 (15%)	3 (12%)	2 (6%)	13 (25%)
1-2	6 (18%)	5 (19%)	8 (24%)	10 (20%)
3-10	10 (31%)	7 (27%)	10 (29%)	15 (31%)
11-19	6 (18%)	5 (19%)	8 (24%)	5 (10%)
20+	6 (18%)	6 (23%)	6 (18%)	7 (14%)



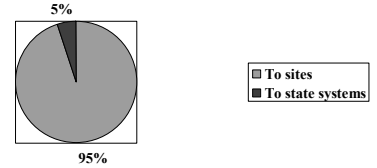
Sample Characteristics

of sites per state in the sample



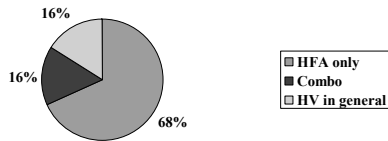
HFA Budget Allocations

How budgets are allocated
n = 24



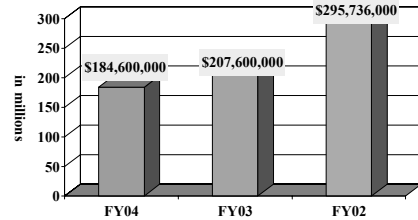
FY04 Budgetary Responses

Survey Responses
n = 30



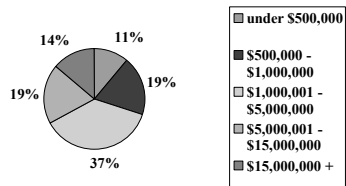
Budget Trends

Total Funding for FY02-FY04



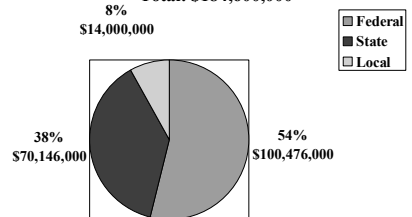
Breakdown of Budget Size

Budget Size
n = 27

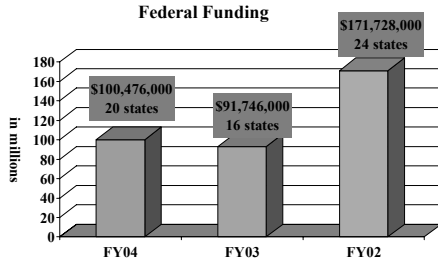


FY04 Funding Breakdown

Sources of Funding
Total: \$184,600,000

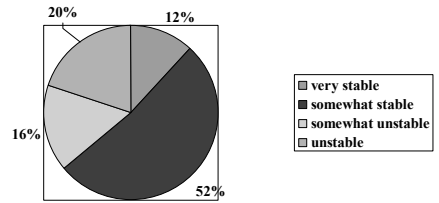


Federal Funding Trends



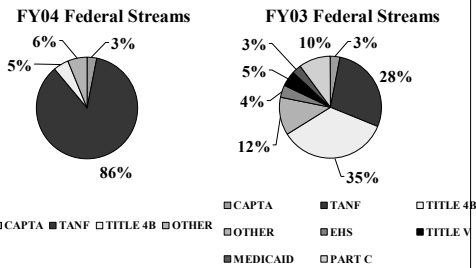
Prevent Child Abuse America

Federal Funding Stability



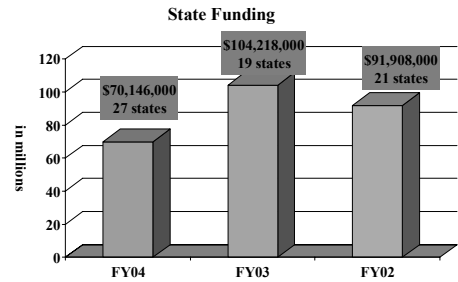
Prevent Child Abuse America

Federal Funding Trends



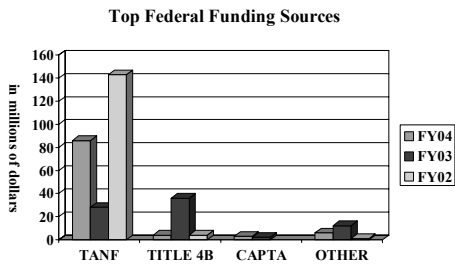
Prevent Child Abuse America

State Funding Trends



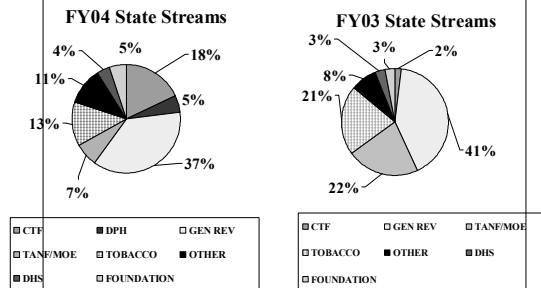
Prevent Child Abuse America

Federal Trends



Prevent Child Abuse America

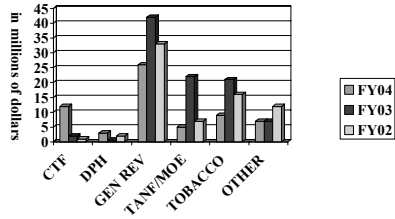
State Funding Trends



Prevent Child Abuse America

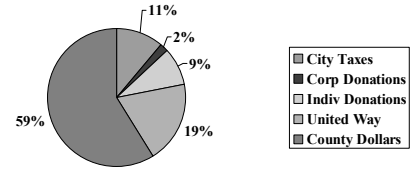
State Funding Trends

Top State Funding Sources

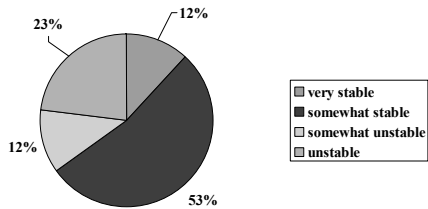


Local Funding Sources

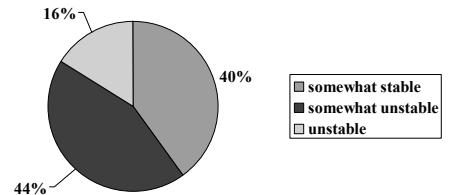
FY04 Local Funding



State Funding Stability

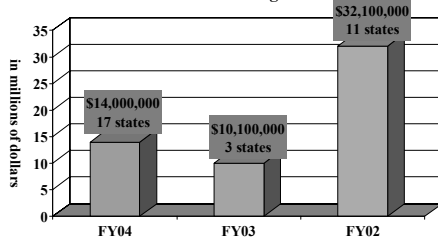


Local Funding Stability



Local Funding Trends

Local Funding



Average # of Funding Sources Used

- Federal – 2.4 federal sources per state (range: 5 to 1)
- State – 2 state sources per state (range: 7 to 1)
- Local – 2.7 local sources per state (range: 6 to 1)

Average Cost per Family

FY04

FY03

- \$3,348 n = 15
 - Range: \$1,950 to \$5,768.
- \$2,764 n = 11
 - Range: 1,550 - \$4,500

Next Steps

- Welcome your thoughts on funding data
- Welcome feedback on dissemination strategies
- Continue analysis of other aspects of the survey including advocacy, training and technical assistance, and ways PCA America can support your efforts.

In Closing

- Federal: Increase in TANF, decrease in Title IVB and level funding for CAPTA
- State: Increase in CTF, decrease in General Revenue, MOE and tobacco
- Local: County funds represent a significant portion of local funding
- Perception that funding at all levels is more stable

In Closing

- While its been a challenging few years, states are managing to hold their own.
- With social services programs still on the chopping block, it is more important than ever that programs advocate for continued funding
- Funding diversification is critical
- Ongoing challenge for states to monitor funding